

Scaled data based on original data using  
LM-79-08 Approved Method: Electrical and Photometric Measurements of Solid-  
State Lighting Products

Test Report Prepared for  
Cooper Lighting Solutions  
(formerly Eaton)

Brand: McGRAW-EDISON

Report Number: P199997

Luminaire Tested: **GWC-AF-01-LED-E1-SLL-7030-800**

Issue Date: 3/3/2020

**Test Information**

Test Method: LM-79-08  
Report Number: P199997  
TEST IS SCALED FROM IESNA LM-79-08 TEST DATA (P24296)  
Test Lab: INNOVATION CENTER P2  
Issue Date: 3/3/2020  
Manufacturer: COOPER LIGHTING SOLUTIONS (FORMERLY EATON)  
Product Line: MCGRAW-EDISON  
Catalog Number: GWC-AF-01-LED-E1-SLL-7030-800  
Description: GALLEON WALL LUMINAIRE  
(1) 70 CRI, 3000K, 800mA LIGHTSQUARE WITH 16 LEDS EACH AND SPILL LIGHT ELIMINATOR LEFT OPTICS  
Light Source: -  
Ballast/Driver: ELECTRONIC DRIVER

**Summary**

Lumens per Lamp: N/A  
Luminaire Lumens: 4367.1 lumens  
Efficiency: N/A  
Efficacy: 99.3 lumens/watt  
Luminous Opening: Rectangular (W 0.5' x L: 0.5' x H: 0')  
IES Classification: Type IV - Short - Non-Cutoff  
BUG Rating: B1 - U0 - G2

Input Watts (W): 44  
Input Voltage (V): NR  
Input Current (Ain): NR  
Voltage Rise (V): NR  
Power Factor: NR  
Total Harmonic Distortion (THDi): NR  
Frequency (hertz): 60  
Stabilization Time: NR  
Operation Time: NR  
Ambient Temperature (°C): NR  
Test Distance: 25 FT

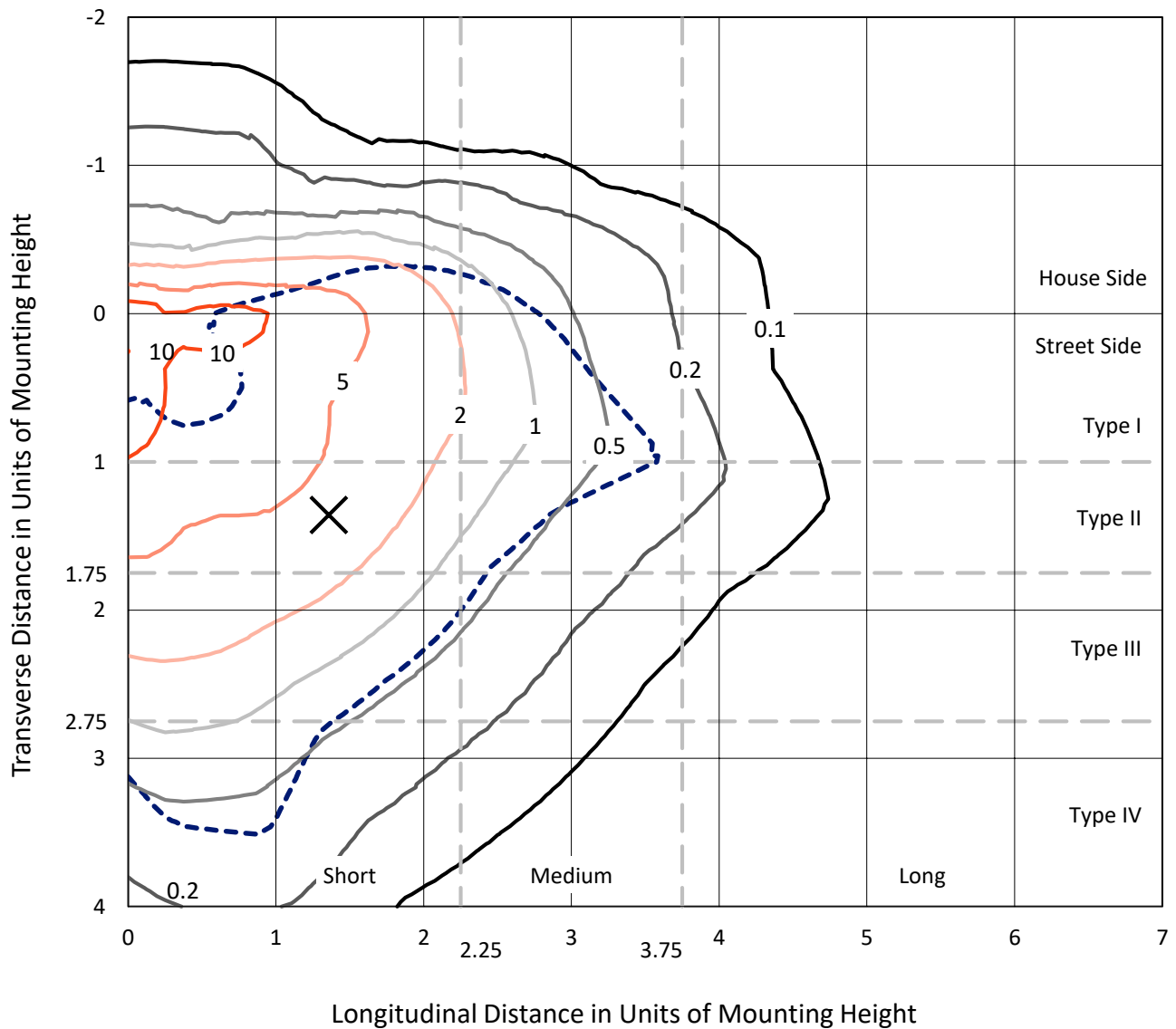


REPORT NUMBER: P199997

CATALOG NUMBER: GWC-AF-01-LED-E1-SLL-7030-800

### Iso-Footcandle Lines of Horizontal Illumination

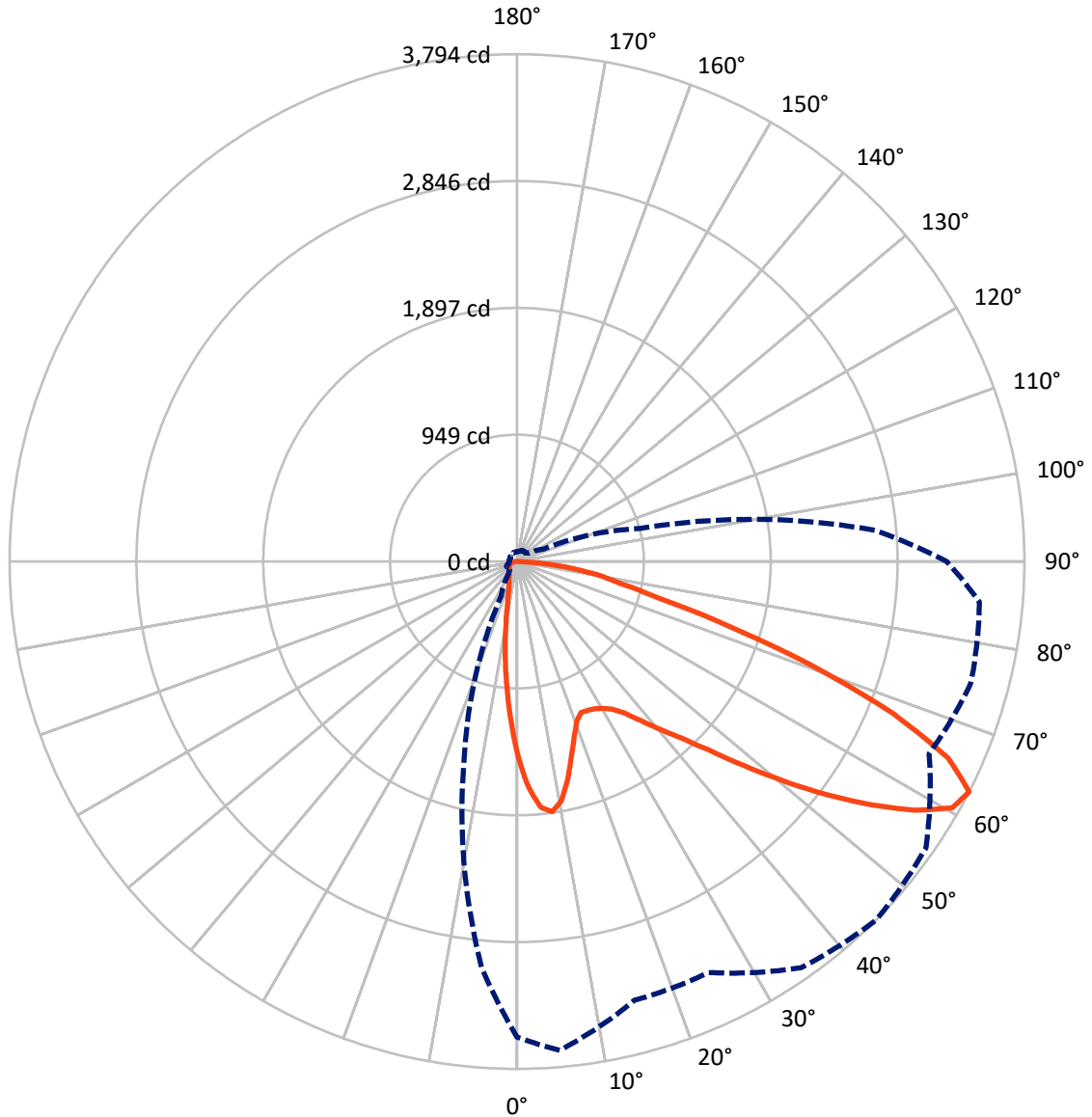
✕ Max cd  
 - - - 1/2 Max cd



Based on 10 foot mounting height. Maximum calculated value = 17.4 fc  
 Type IV - Short - Non-Cutoff

REPORT NUMBER: P199997  
CATALOG NUMBER: GWC-AF-01-LED-E1-SLL-7030-800

### Luminous Intensity Polar Plot



— Vertical Plane Through 45-Deg Lateral      - - - Horizontal Cone Through 62.5-Deg Vertical

REPORT NUMBER: P199997

CATALOG NUMBER: GWC-AF-01-LED-E1-SLL-7030-800

**FLUX DISTRIBUTION:**

		Downward	Upward	Total
<b>House Side</b>	Lumens	722.7	0.0	722.7
	% Fixture	16.5	0.0	16.5
<b>Street Side</b>	Lumens	3644.4	0.0	3644.4
	% Fixture	83.5	0.0	83.5
<b>Total</b>	Lumens	4367.1	0.0	4367.1
	% Fixture	100.0	0.0	100.0

**Coefficient of Utilization**

**ZONAL LUMENS:**

Zone	Lumens	% Fixture
0°-10°	107.4	2.5
10°-20°	197.0	4.5
20°-30°	287.2	6.6
30°-40°	442.3	10.1
40°-50°	650.9	14.9
50°-60°	954.7	21.9
60°-70°	1067.2	24.4
70°-80°	522.5	12.0
80°-90°	138.0	3.2
90°-100°	0.0	0.0
100°-110°	0.0	0.0
110°-120°	0.0	0.0
120°-130°	0.0	0.0
130°-140°	0.0	0.0
140°-150°	0.0	0.0
150°-160°	0.0	0.0
160°-170°	0.0	0.0
170°-180°	0.0	0.0
0°-90°	4367.1	100.0
0°-180°	4367.1	100.0



REPORT NUMBER: P199997

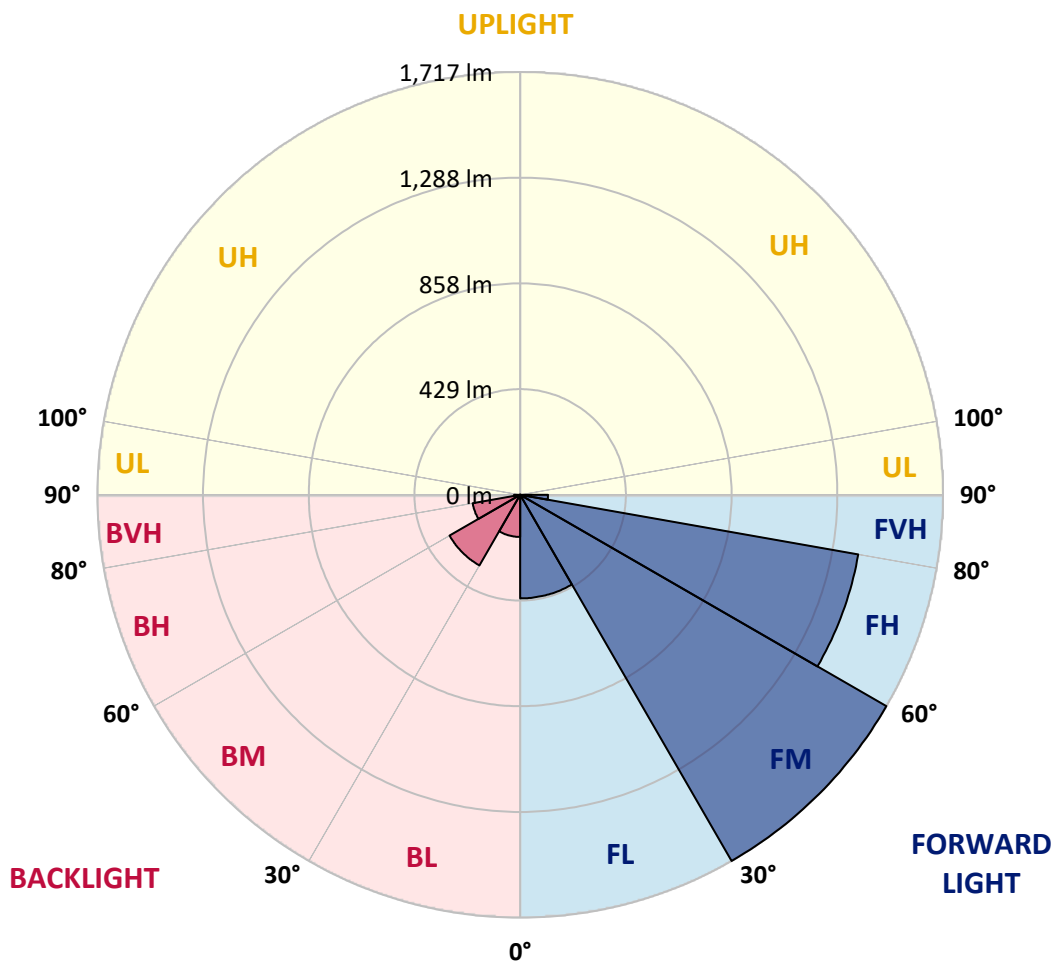
CATALOG NUMBER: GWC-AF-01-LED-E1-SLL-7030-800

**LUMINAIRE CLASSIFICATION SYSTEM LUMEN TABLE AND BUG RATING:**

Zone	Lumens	% Fixture	Zone Rating/Lumen Limit		
			B	U	G
FL (0°-30°)	420.5	9.6			
FM (30°-60°)	1716.7	39.3			
FH (60°-80°)	1393.8	31.9			G1/1800
FVH (80°-90°)	113.3	2.6			G2/225
BL (0°-30°)	171.0	3.9	B1/500		
BM (30°-60°)	331.1	7.6	B1/1000		
BH (60°-80°)	195.9	4.5	B1/500		G1/500
BVH (80°-90°)	24.7	0.6			G1/100
UL (90°-100°)	0.0	0.0		U0/0	
UH (100°-180°)	0.0	0.0		U0/0	

**BUG Rating: B1-U0-G2**

Type IV Short





REPORT NUMBER: P199997

CATALOG NUMBER: GWC-AF-01-LED-E1-SLL-7030-800

**CANDELA DISTRIBUTION (FULL):**

	0°	5°	15°	25°	35°	45°	55°	65°	75°	85°	90°
0°	1475.4	1475.4	1475.4	1475.4	1475.4	1475.4	1475.4	1475.4	1475.4	1475.4	1475.4
2.5°	1533.0	1557.5	1605.3	1641.1	1684.6	1694.6	1708.6	1694.8	1670.6	1638.5	1627.9
5°	1441.5	1493.9	1609.8	1711.9	1802.7	1845.0	1856.7	1821.9	1751.5	1659.1	1602.8
7.5°	1294.9	1369.3	1526.4	1676.6	1810.3	1889.3	1887.4	1806.5	1677.1	1526.6	1436.1
10°	1168.4	1253.4	1433.5	1601.5	1743.3	1819.9	1790.4	1687.0	1532.6	1359.3	1261.1
12.5°	1097.6	1180.9	1363.5	1532.4	1650.9	1677.3	1654.7	1553.4	1408.1	1232.8	1146.7
15°	1085.4	1176.8	1335.7	1473.1	1539.6	1516.5	1489.6	1444.2	1341.4	1191.9	1102.4
17.5°	1138.4	1239.2	1367.6	1431.8	1420.5	1380.4	1372.8	1377.8	1352.9	1237.3	1134.1
20°	1240.2	1361.2	1443.8	1412.2	1330.0	1274.7	1276.7	1353.7	1426.9	1352.3	1234.4
22.5°	1383.0	1521.0	1553.4	1422.7	1291.8	1226.2	1242.1	1367.0	1544.8	1520.4	1369.8
25°	1567.9	1693.6	1670.3	1460.0	1295.6	1232.2	1245.0	1412.5	1684.0	1688.4	1537.4
27.5°	1746.9	1863.6	1768.6	1509.8	1311.4	1246.4	1263.2	1484.3	1817.1	1870.8	1728.9
30°	1886.7	1967.8	1807.4	1555.1	1342.7	1274.1	1294.9	1552.5	1877.5	1994.0	1876.3
32.5°	2002.4	2060.7	1869.4	1611.3	1400.0	1317.4	1354.2	1635.3	1964.7	2111.1	2020.6
35°	2150.2	2166.8	1946.5	1674.0	1488.6	1393.0	1438.7	1716.5	2047.7	2229.4	2162.8
37.5°	2323.6	2302.2	2019.2	1759.7	1603.2	1511.5	1549.2	1805.5	2116.2	2363.8	2308.0
40°	2495.1	2443.6	2110.5	1892.7	1770.2	1650.9	1695.6	1900.6	2180.0	2498.1	2449.8
42.5°	2640.7	2564.7	2200.5	2038.9	1925.8	1804.9	1858.1	1996.3	2241.0	2612.8	2573.0
45°	2748.5	2653.9	2286.1	2179.2	2140.2	2009.4	2034.5	2106.1	2307.0	2708.6	2674.3
47.5°	2844.8	2743.7	2383.2	2321.0	2327.7	2275.4	2234.8	2233.8	2384.8	2786.8	2770.2
50°	2973.7	2868.3	2487.3	2466.8	2609.0	2574.2	2484.7	2382.8	2483.3	2875.7	2873.8
52.5°	3151.4	3065.6	2614.6	2624.2	2871.7	2894.5	2783.6	2562.0	2637.3	3038.7	3027.2
55°	3361.4	3311.4	2787.9	2804.9	3193.8	3210.1	3100.0	2786.0	2864.0	3274.7	3242.9
57.5°	3525.4	3514.8	2978.0	3021.9	3434.3	3507.9	3406.4	3045.3	3119.4	3473.5	3393.3
60°	3590.7	3641.8	3180.4	3240.8	3656.9	3738.3	3649.5	3273.1	3345.7	3555.9	3383.0
62.5°	3555.4	3669.6	3396.0	3391.0	3706.6	3794.2	3731.9	3399.8	3513.6	3470.8	3211.7
65°	3392.4	3569.5	3521.0	3352.3	3536.6	3543.9	3523.7	3343.2	3553.2	3202.3	2881.0
67.5°	3037.3	3292.2	3356.3	3021.0	3078.2	3031.3	2997.4	3032.9	3346.7	2799.7	2421.3
70°	2473.8	2857.4	2888.3	2416.3	2390.4	2358.9	2291.3	2486.6	2939.4	2294.6	1921.3
72.5°	1818.9	2222.4	2316.7	1772.1	1652.1	1658.5	1605.3	1873.9	2389.8	1704.5	1434.3
75°	1244.5	1609.2	1812.5	1236.6	1092.5	1095.3	1088.4	1327.8	1903.6	1185.7	1073.4
77.5°	909.1	1149.6	1367.0	831.4	807.1	792.2	788.7	929.0	1459.3	860.9	833.5
80°	729.6	849.4	918.3	576.2	619.6	618.4	598.5	638.8	953.1	629.7	623.5
82.5°	506.1	652.8	743.9	451.6	418.3	411.3	416.1	475.9	673.6	430.5	409.2
85°	266.9	433.5	736.7	400.2	248.2	198.1	246.3	389.6	583.6	228.1	199.7
87.5°	34.1	125.3	487.9	159.6	97.9	52.8	116.9	219.4	374.8	46.6	40.5
90°	0.0	0.0	0.0	0.0	0.0	0.0	0.0	0.0	0.0	0.0	0.0



REPORT NUMBER: P199997

CATALOG NUMBER: GWC-AF-01-LED-E1-SLL-7030-800

**CANDELA DISTRIBUTION (continued):**

	95°	105°	115°	125°	135°	145°	155°	165°	175°	180°	185°
0°	1475.4	1475.4	1475.4	1475.4	1475.4	1475.4	1475.4	1475.4	1475.4	1475.4	1475.4
2.5°	1600.7	1568.9	1527.0	1488.4	1448.3	1408.5	1356.4	1323.6	1301.2	1296.8	1287.2
5°	1561.9	1455.8	1375.6	1306.2	1243.3	1154.5	1105.2	1064.4	1042.6	1040.4	1035.1
7.5°	1382.5	1236.0	1127.8	1029.7	940.6	868.8	789.6	752.6	737.5	741.1	744.7
10°	1196.0	1032.3	908.0	807.5	729.1	668.5	605.0	562.0	532.2	526.2	525.0
12.5°	1059.6	880.1	759.4	688.6	627.8	570.9	503.4	452.8	414.1	400.9	392.0
15°	1002.0	805.7	679.1	602.8	535.8	463.6	400.9	347.9	312.4	300.8	294.4
17.5°	1014.3	785.0	624.0	526.2	440.6	365.2	286.2	240.8	219.4	213.9	213.9
20°	1078.6	781.2	578.3	455.6	348.9	261.4	196.6	170.7	163.7	163.1	164.9
22.5°	1168.8	794.7	544.2	394.4	271.1	190.8	153.2	143.5	140.4	141.2	143.3
25°	1303.4	839.9	519.5	339.9	212.7	156.2	136.6	130.8	129.4	131.3	134.0
27.5°	1462.8	885.3	504.1	299.0	179.6	142.8	129.9	123.9	124.9	127.3	129.6
30°	1602.8	922.5	479.8	269.6	169.3	143.5	129.9	121.8	120.7	121.3	122.0
32.5°	1728.3	947.9	451.6	241.8	146.0	127.5	121.3	120.0	114.7	112.9	113.1
35°	1836.5	947.9	434.6	225.4	130.8	113.1	103.0	97.0	94.4	94.6	97.2
37.5°	1940.9	928.8	426.1	216.4	122.7	107.5	98.7	93.4	89.8	89.0	89.6
40°	2033.1	901.2	416.5	212.5	116.5	104.3	95.8	91.4	87.6	86.5	86.7
42.5°	2107.1	878.9	405.9	207.4	112.5	101.8	93.9	90.0	85.7	84.4	84.2
45°	2187.1	871.5	392.0	197.3	114.5	102.0	93.4	89.3	85.0	83.6	83.0
47.5°	2292.4	894.8	377.6	185.3	118.5	103.2	94.1	89.3	84.7	83.6	83.0
50°	2425.1	949.5	359.4	167.8	114.5	106.6	93.9	88.6	84.7	83.6	82.6
52.5°	2595.6	1023.4	335.3	147.6	112.1	114.7	93.4	87.2	83.6	81.8	80.2
55°	2802.7	1083.9	306.8	131.1	106.6	112.5	92.7	85.4	81.6	79.2	77.8
57.5°	2954.5	1105.7	270.1	120.3	98.9	109.0	91.7	83.2	79.2	77.2	75.4
60°	2924.5	1063.5	239.1	113.5	94.4	98.5	91.0	81.4	77.0	75.6	74.0
62.5°	2684.2	953.1	219.2	110.5	91.4	89.8	91.7	79.4	75.2	73.8	73.2
65°	2323.8	790.1	211.3	109.7	89.0	84.7	85.2	77.2	72.9	71.8	71.3
67.5°	1917.0	637.6	204.4	112.1	86.0	81.2	78.7	74.4	70.8	69.6	68.7
70°	1511.7	530.4	201.1	110.7	82.1	77.6	75.0	71.3	68.2	66.9	66.2
72.5°	1217.3	448.0	199.5	109.3	77.0	72.7	70.4	67.2	63.8	63.4	62.6
75°	1030.1	352.2	182.7	104.7	71.3	66.9	65.3	62.4	59.1	59.1	58.6
77.5°	794.7	254.7	152.0	92.7	65.3	60.5	59.1	57.0	53.1	53.7	53.5
80°	586.9	166.1	118.9	76.8	57.9	53.3	52.6	50.4	46.3	47.3	47.3
82.5°	402.1	109.0	85.4	63.0	49.5	45.2	45.2	42.9	38.5	38.9	40.3
85°	201.9	75.0	63.8	48.7	38.5	36.3	36.3	34.5	30.0	30.3	32.1
87.5°	61.4	45.2	42.3	34.9	27.7	27.1	25.9	24.7	21.9	21.7	22.8
90°	0.0	0.0	0.0	0.0	0.0	0.0	0.0	0.0	0.0	0.0	0.0





REPORT NUMBER: P199997

CATALOG NUMBER: GWC-AF-01-LED-E1-SLL-7030-800

**CANDELA DISTRIBUTION (continued):**

	195°	205°	215°	225°	235°	245°	255°	265°	270°	275°	285°
0°	1475.4	1475.4	1475.4	1475.4	1475.4	1475.4	1475.4	1475.4	1475.4	1475.4	1475.4
2.5°	1272.6	1258.8	1242.4	1205.9	1193.6	1192.9	1203.9	1192.4	1214.5	1205.1	1215.4
5°	1026.3	1012.9	994.4	947.9	919.4	900.3	891.1	864.2	883.7	869.4	881.2
7.5°	754.8	757.9	745.7	718.3	656.5	625.6	607.4	591.1	605.2	603.7	626.4
10°	530.6	538.9	530.4	502.7	452.8	435.7	439.1	445.6	464.1	473.6	508.5
12.5°	382.0	381.5	376.0	351.3	318.3	320.2	333.9	345.3	362.3	372.3	407.9
15°	285.1	280.9	278.5	258.3	239.6	243.6	250.4	251.7	262.4	268.3	297.1
17.5°	215.6	217.8	220.3	206.0	191.9	189.1	183.9	177.4	180.5	181.7	196.1
20°	171.2	179.8	186.3	176.2	161.8	154.2	147.4	143.1	143.1	142.8	147.0
22.5°	149.5	155.8	162.8	155.8	142.8	136.1	132.3	128.9	128.5	128.5	132.3
25°	137.7	142.4	149.0	144.3	134.7	129.6	126.0	121.8	120.0	119.5	122.2
27.5°	131.9	134.0	137.3	133.0	124.9	122.5	121.5	117.7	115.5	114.2	116.9
30°	122.2	121.8	122.0	117.7	111.1	110.9	112.5	113.3	112.5	112.3	116.5
32.5°	113.1	112.1	111.9	108.0	102.0	100.6	102.0	103.5	105.1	107.5	112.3
35°	101.5	103.9	105.4	102.0	94.8	90.4	88.8	86.2	84.7	84.7	90.2
37.5°	92.5	97.9	100.1	97.0	89.0	83.0	80.2	79.6	80.0	80.9	86.2
40°	89.3	93.4	95.3	92.3	84.2	78.7	77.0	76.6	77.0	78.4	83.8
42.5°	87.4	90.2	90.0	86.2	79.6	75.8	75.0	74.4	75.0	76.4	82.1
45°	85.7	87.6	85.7	81.2	75.2	73.2	73.4	73.2	73.8	75.2	80.7
47.5°	84.2	85.0	82.6	78.0	71.8	71.3	72.2	72.9	73.4	74.7	80.5
50°	82.1	82.1	80.0	75.2	69.0	69.2	70.4	72.0	72.2	73.8	78.2
52.5°	79.4	79.2	77.8	73.2	66.5	67.2	67.2	69.2	69.6	71.3	76.2
55°	77.2	76.8	76.2	71.8	64.4	65.5	64.8	65.5	66.7	68.4	73.8
57.5°	75.4	74.4	74.4	70.6	62.6	63.2	61.4	62.4	63.8	65.3	70.8
60°	73.4	72.5	72.9	69.0	60.0	59.5	58.8	60.7	61.1	63.0	68.4
62.5°	71.3	70.6	70.8	66.9	58.1	57.0	57.0	58.6	58.8	61.1	66.5
65°	69.6	68.7	68.4	65.0	55.9	54.5	55.1	55.9	56.4	58.8	63.8
67.5°	68.0	66.0	66.0	63.4	53.5	52.1	53.5	53.3	54.0	56.2	60.2
70°	65.8	63.2	63.4	62.2	51.2	49.5	50.7	50.4	51.0	52.3	56.4
72.5°	62.4	60.2	60.7	60.2	48.7	46.3	46.8	46.8	46.8	48.0	52.3
75°	58.1	56.4	57.9	59.1	45.9	42.5	42.9	42.9	42.3	42.9	48.3
77.5°	52.8	51.9	56.7	54.9	42.5	38.5	38.5	37.9	36.5	37.4	43.1
80°	47.1	46.3	52.3	46.1	38.7	33.4	32.9	31.6	30.3	30.9	36.7
82.5°	41.1	40.3	43.9	35.3	33.4	27.7	26.4	24.2	22.8	23.5	28.9
85°	33.7	33.7	33.9	26.7	25.4	21.1	19.6	16.8	15.1	15.7	20.6
87.5°	24.0	24.7	22.8	18.2	15.1	11.8	10.8	9.1	7.6	8.8	10.8
90°	0.0	0.0	0.0	0.0	0.0	0.0	0.0	0.0	0.0	0.0	0.0



REPORT NUMBER: P199997

CATALOG NUMBER: GWC-AF-01-LED-E1-SLL-7030-800

**CANDELA DISTRIBUTION (continued):**

	295°	305°	315°	325°	335°	345°	355°	360°
0°	1475.4	1475.4	1475.4	1475.4	1475.4	1475.4	1475.4	1475.4
2.5°	1268.3	1294.7	1324.7	1363.1	1396.0	1450.0	1501.9	1533.0
5°	948.3	992.2	1046.9	1117.2	1182.8	1281.2	1379.0	1441.5
7.5°	678.6	725.7	784.8	872.7	965.3	1090.9	1220.0	1294.9
10°	561.5	609.7	659.5	718.7	794.7	931.2	1083.9	1168.4
12.5°	464.6	516.1	569.7	632.1	702.4	824.4	1000.4	1097.6
15°	355.5	413.1	476.3	555.2	643.4	784.3	979.7	1085.4
17.5°	243.6	308.0	385.5	483.0	590.8	771.4	1016.6	1138.4
20°	167.8	214.5	297.4	411.7	541.4	769.6	1087.7	1240.2
22.5°	140.4	161.3	221.8	346.2	504.1	790.3	1197.9	1383.0
25°	129.9	142.4	177.2	289.3	477.0	837.8	1349.7	1567.9
27.5°	123.7	134.9	160.8	252.1	455.6	893.0	1497.3	1746.9
30°	126.0	137.5	156.2	233.0	426.5	939.1	1628.4	1886.7
32.5°	113.5	118.5	134.0	216.4	405.7	977.8	1743.1	2002.4
35°	96.7	105.7	119.5	208.3	406.2	1003.8	1868.3	2150.2
37.5°	92.3	101.1	111.1	205.5	411.7	1031.3	2011.8	2323.6
40°	89.3	97.5	106.1	203.8	417.1	1056.5	2152.4	2495.1
42.5°	87.4	94.8	105.7	198.1	419.7	1079.1	2268.1	2640.7
45°	87.2	94.8	107.5	192.3	423.7	1103.3	2365.1	2748.5
47.5°	87.4	97.9	103.9	185.3	423.7	1144.0	2478.9	2844.8
50°	86.5	103.2	100.1	175.5	413.9	1220.8	2635.0	2973.7
52.5°	86.0	102.4	92.7	160.4	396.8	1342.7	2835.0	3151.4
55°	84.7	98.9	87.4	137.7	377.0	1475.6	3049.1	3361.4
57.5°	83.6	87.6	84.4	118.1	346.2	1569.3	3196.5	3525.4
60°	93.6	76.6	82.1	108.5	305.2	1594.9	3190.7	3590.7
62.5°	86.7	71.8	79.0	106.3	276.3	1523.0	3043.3	3555.4
65°	68.0	68.7	75.8	112.5	268.7	1332.1	2782.1	3392.4
67.5°	62.2	65.5	72.7	120.5	269.4	1066.6	2391.8	3037.3
70°	58.6	62.2	69.2	124.5	271.3	795.1	1891.0	2473.8
72.5°	54.5	57.6	65.0	125.3	258.8	577.6	1457.4	1818.9
75°	49.7	52.6	59.3	109.3	214.3	400.7	1114.9	1244.5
77.5°	44.1	46.3	52.1	84.2	159.2	256.4	836.8	909.1
80°	37.7	38.9	43.7	61.7	109.0	160.4	662.1	729.6
82.5°	30.3	30.7	33.9	46.3	70.8	103.0	443.4	506.1
85°	21.5	21.5	23.3	33.7	48.3	65.3	240.8	266.9
87.5°	10.1	10.3	10.3	18.5	25.2	33.1	55.5	34.1
90°	0.0	0.0	0.0	0.0	0.0	0.0	0.0	0.0

(END OF REPORT)